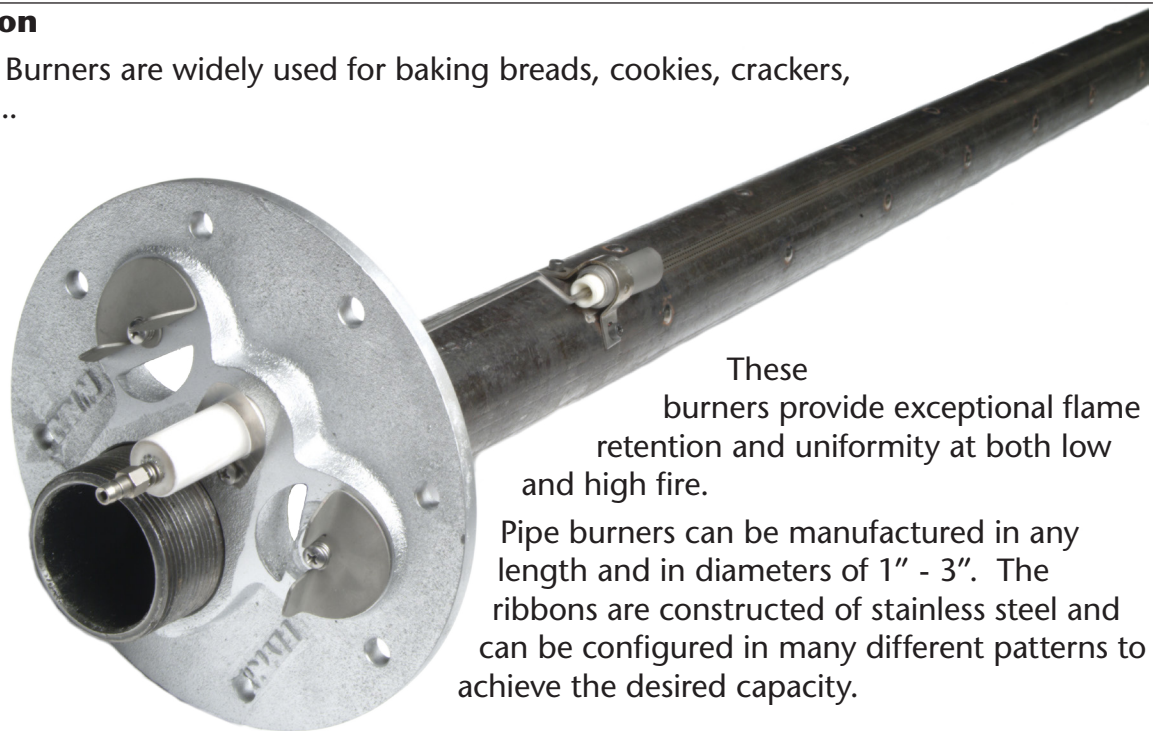


## Pipe Ribbon Burner - Schedule 80

### Description

Flynn Pipe Burners are widely used for baking breads, cookies, crackers, snacks etc...



These burners provide exceptional flame retention and uniformity at both low and high fire.

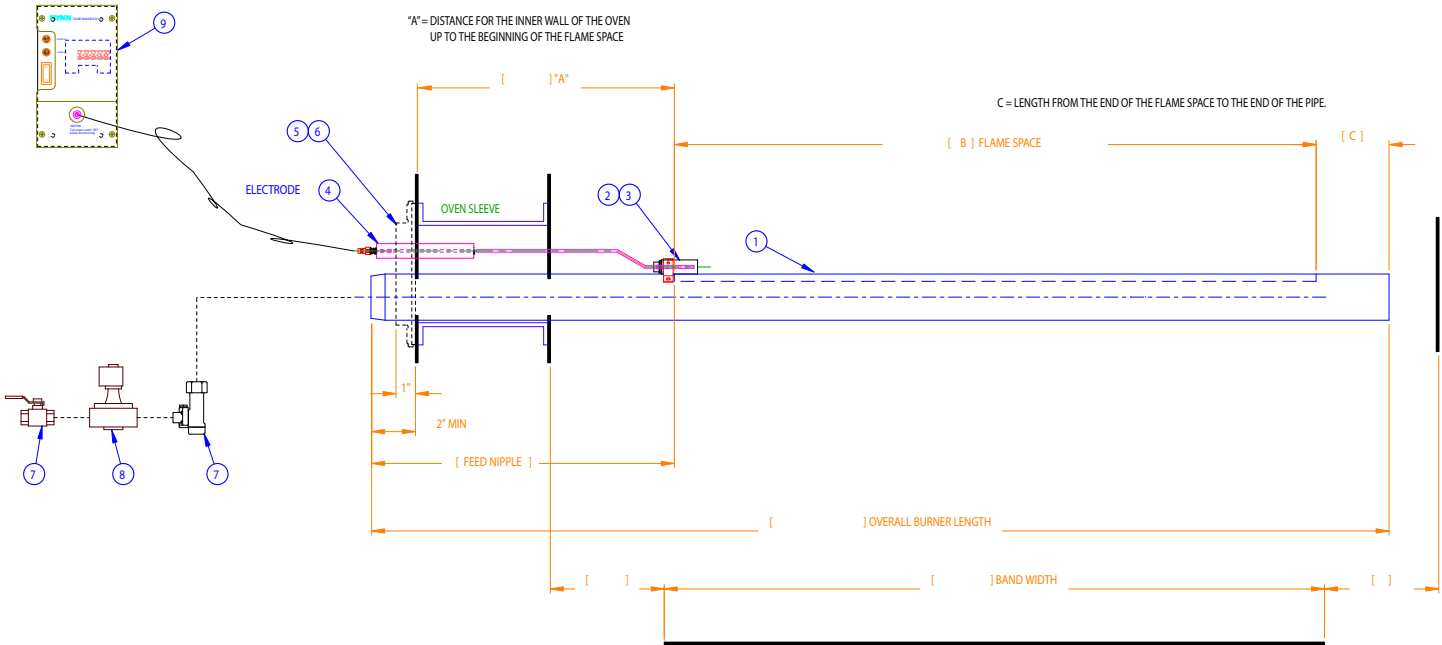
Pipe burners can be manufactured in any length and in diameters of 1" - 3". The ribbons are constructed of stainless steel and can be configured in many different patterns to achieve the desired capacity.

### PIPE BURNER SIZING TABLE

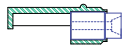
BURNER SIZE	DESCRIPTION & PART #	CAPACITY UP TO <b>48" / 1220MM</b>	CAPACITY UP TO <b>96" / 2439MM</b>	CAPACITY UP TO <b>120" / 3048MM</b>	CAPACITY UP TO <b>144" / 3658MM</b>
<b>1" Pipe</b>	<b>82HN 1" Sch 80</b> CAST STEEL PART# 050000 STAINLESS STEEL PART# 050003	<b>1000 BTU/inch</b> 9.9 Kcal/mm 11.5 W/mm 41.5 Kilo joule/mm	<b>775 BTU/inch</b> 7.7 Kcal/mm 8.9 W/mm 32.2 Kilo joule/mm	<b>500 BTU/inch</b> 4.9 Kcal/mm 5.8 W/mm 20.8 Kilo joule/mm	NA
<b>1 1/4" Pipe</b>	<b>102HN 1 1/4" Sch 80</b> CAST STEEL PART# 051000 STAINLESS STEEL PART# 051010	<b>1700 BTU/inch</b> 16.9 Kcal/mm 19.6 W/mm 70.6 Kilo joule/mm	<b>1250 BTU/inch</b> 12.4 Kcal/mm 14.4 W/mm 51.9 Kilo joule/mm	<b>825 BTU/inch</b> 8.2 Kcal/mm 9.5 W/mm 34.3 Kilo joule/mm	NA
<b>1 1/2" Pipe</b>	<b>122HN 1 1/2" Sch 80</b> CAST STEEL PART# 052000 STAINLESS STEEL PART# 051005	<b>2100 BTU/inch</b> 20.8 Kcal/mm 24.2 W/mm 87.2 Kilo joule/mm	<b>1400 BTU/inch</b> 13.9 Kcal/mm 16.2 W/mm 58.1 Kilo joule/mm	<b>1000 BTU/inch</b> 9.9 Kcal/mm 11.5 W/mm 41.5 Kilo joule/mm	<b>700 BTU/inch</b> 7 Kcal/mm 8 W/mm 29 Kilo joule/mm
<b>2" Pipe</b>	<b>162HN 2" Sch 80</b> CAST STEEL PART# 053000 STAINLESS STEEL PART# 053011	<b>2500 BTU/inch</b> 24.8 Kcal/mm 28.9 W/mm 103.9 Kilo joule/mm	<b>1750 BTU/inch</b> 17.4 Kcal/mm 20.2 W/mm 72.7 Kilo joule/mm	<b>1200 BTU/inch</b> 11.9 Kcal/mm 13.9 W/mm 49.8 Kilo joule/mm	<b>900 BTU/inch</b> 8.94 Kcal/mm 10.4 W/mm 37.4 Kilo joule/mm

- NOTES: 1. THESE ARE CAPACITY ESTIMATES FOR UNIFORM GEOMETRY ACROSS THE BURNER LENGTHS.  
 2. FOR DISTRIBUTOR BURNERS USE 2" CAPACITIES.  
 2. IMPORTANT: AS THE PIPE LENGTH INCREASES, THE BURNER CAPACITY DECREASES PER UNIT LENGTH.  
 3. FOR PROPANE GAS, REDUCE THE CAPACITIES 15%.  
 4. FOR BUTANE GAS, REDUCE THE CAPACITIES BY 20%.

# Pipe Ribbon Burner - Schedule 80



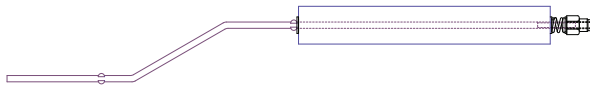
ITEM	PART NUMBER	QUANTITY	DESCRIPTION
1	053000	1	BURNER
2	300937	1	IGNITOR TUBE
3	085259	1	IGNITOR TUBE BRACKET
4	089066	1	IGNITION ELECTRODE
5	096499	1	UNIVERSAL BURNER PLATE
6	119750	1	BURNER PLATE GASKET
7	092990	1	MIXER 66 FUM WITH RATIO VALVE
8	178361	1	SOLENOID VALVE 120 VOLT-3/8" NPT
9	090800	1	FLAME MANAGER-FLAME SAFETY 120 VOLT




IGNITOR TUBE  
PART NUMBER 300937  
DRAWING #10486



IGNITOR TUBE MTG BRACKET  
PART NUMBER 85259  
DRAWING #10734

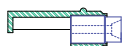


ELECTRODE (1 3/4 LG CERAMIC)  
PART NUMBER 089062  
DRAWING #10732



ELECTRODE (5 LG CERAMIC)  
PART NUMBER 089065  
DRAWING #10890

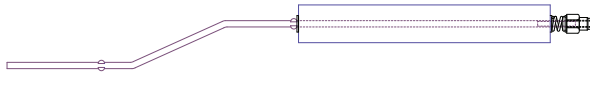
ELECTRODE COMPONENTS  
FOR  
1 1/4" & 1 1/2" PIPE BURNERS




IGNITOR TUBE  
300937  
DRAWING #10486



IGNITOR TUBE MTG BRACKET  
D.P. #085259  
DRAWING #10734



ELECTRODE (1 3/4 LG CERAMIC)  
D.P. #089063  
DRAWING #10736



ELECTRODE (5 LG CERAMIC)  
D.P. #089066  
DRAWING #10891

ELECTRODE COMPONENTS  
FOR  
2" PIPE BURNERS